

/ Foldable stainless steel bar
with standard front

KT 2000



Event and Promotion Systems

KT 2000

Facts

- premium quality „Made in Germany“
- suitable for year-round outdoor use
- stable on all grounds
- food safe and easy to clean
- module system

Bar frame

- foldable stainless steel bar frame
- Nirosta 1.4301
- reinforced and weight optimized
- welded inox hinges
- attachments for serving shelf
- height adjustable legs
- hand grip for easy handling
- branding panels on 3 sides
- made of P-Bond aluminum composite panels
- branding panels turn- and exchangeable
- all components stainless steel

Standard bar tops

- see technical data sheet

Branding

- Brand Protect digital printing with anti-scratch surface
- Branding one-sided on front and side panels
- suitable for all year outdoor use

Technical data

- width with bar top app. 2.000 mm
- depth with bar top app. 700 mm
- height with bar top app. 900 mm
- pack size app. 2.000 x 900 x 140 mm
- net weight bar frame app. 30 kg
- net weight bar top see data sheet

Options

- serving shelves
- 90° corner element
- tosign
- chassis (moving floor)
- storage and transport box
- ...



All weights and dimensions are app., in basic version as described above and according DIN 70020. We reserve the right for changes and modifications without prior notice. Pictures show special equipment. Errors and omissions reserved. © PEKI 2023



PEKI GmbH
Vehicles and Systems for Events
Am Neuhaus 2
DE-54317 Osburg/Trier Germany

Phone: +49-6500-9141-0
Fax: +49-6500-9141-83
e-mail: info@peki.com
www.peki.com

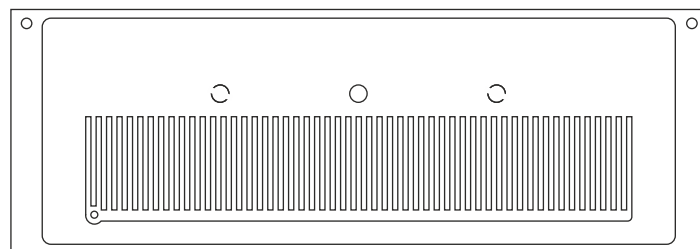


Facts

- standard size app. 2.000 x 700 x 40 mm
- suitable for all 2 m bar frames
- all-stainless steel
- reinforced and weight optimized construction
- counter plate Nirosta 1.4301 leather type surface
- holes in front for serving shelf
- pressed-in wet area (except flat)
- ...

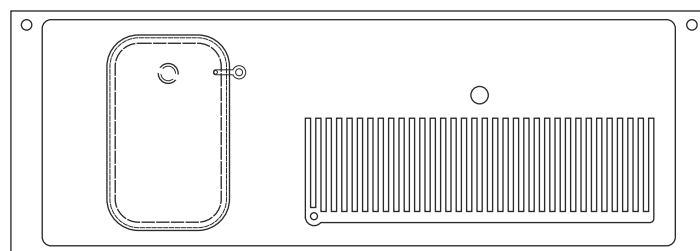
Draft

- large drip tray with V-grooves and outlet
- reinforcements for 3 beer towers
- hole in centre for beer tower
- net weight app. 22,4 kg




Draft with sink

- large drip tray with V-grooves and outlet
- hole in centre for beer tower
- hang-in inox sink app. 500 x 300 x 300 mm
- cold water tap
- net weight app. 24,9 kg



Flat with pressed-in wet area

- reinforcement in centre for beer tower
- net weight app. 20,5 kg



Flat

- reinforcement in centre for beer tower
- net weight app. 20,2 kg



All weights and dimensions are app., in basic version as described above and according DIN 70020. We reserve the right for changes and modifications without prior notice. Pictures show special equipment. Errors and omissions reserved. © PEKI 2023